

22-23 Climate Survey for Parents/Guardians

Survey Results

Huggins Elementary

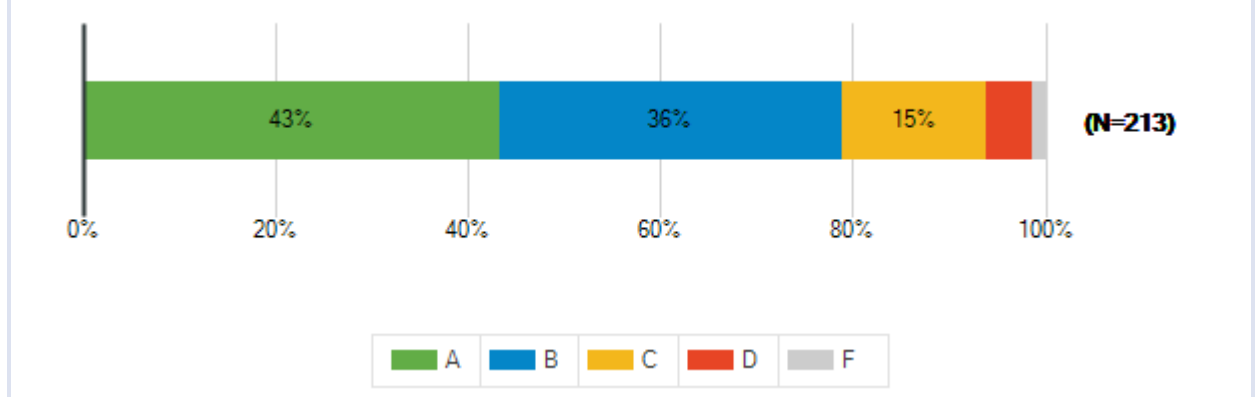
Lamar Consolidated ISD
February 1 - 22, 2023

LAMARCISD
A PROUD TRADITION | A BRIGHT FUTURE

Lamar Consolidated ISD
 22-23 Climate Survey for Parents/Guardians

Students receive grades of A, B, C, D or F to report the quality of their work. What grade would you give the overall quality of the education at your student's school? On this scale, A represents outstanding, C is average and F is failing.

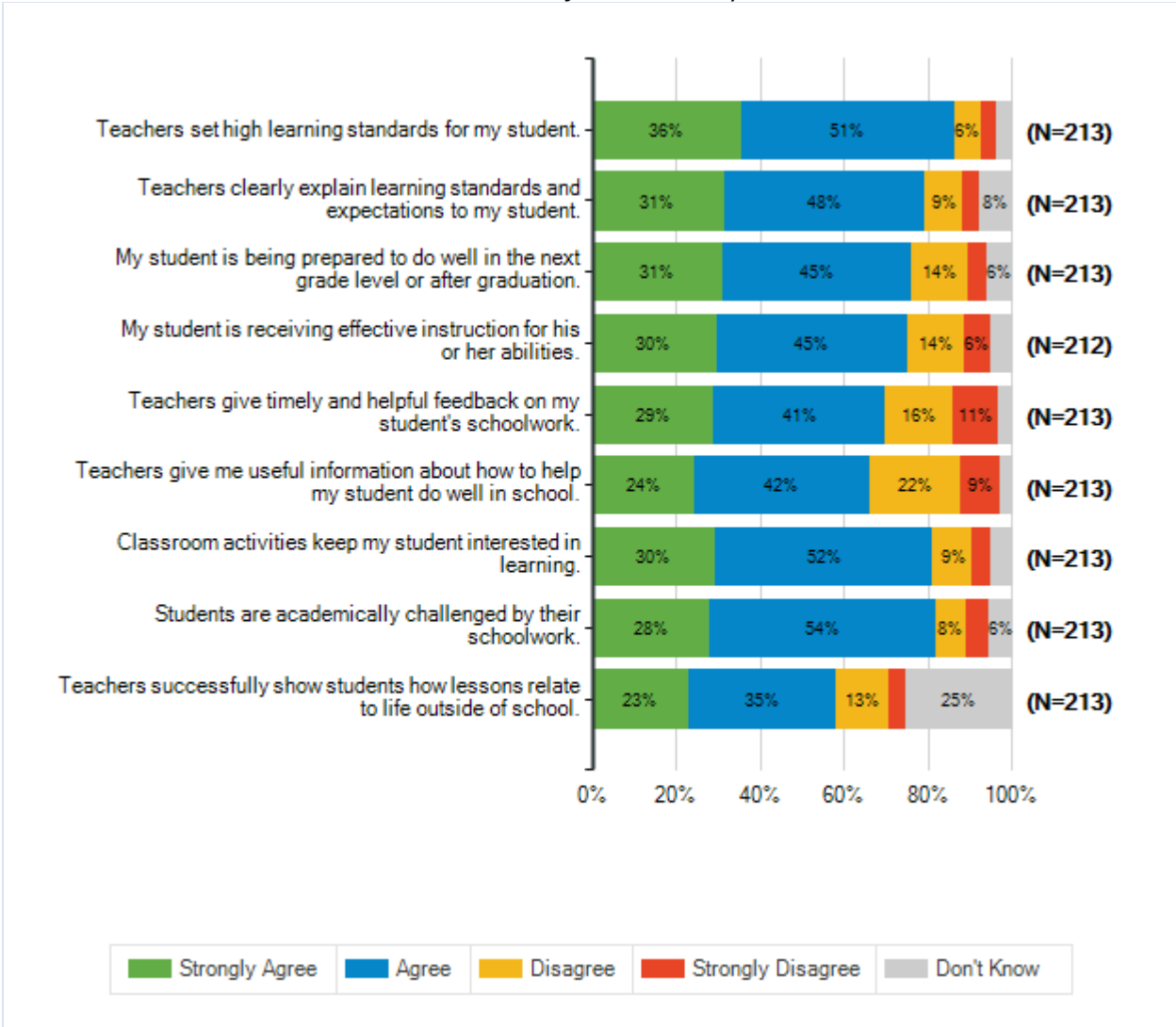
Responses	Count	%
A	92	43%
B	76	36%
C	32	15%
D	10	5%
F	3	1%
Total Responses	213	



Lamar Consolidated ISD
22-23 Climate Survey for Parents/Guardians

How strongly do you agree or disagree with each of the following statements?							
Below are statements about the quality of education your student receives at this school. As you respond, please think about your experiences this school year.							
		Strongly Agree	Agree	Disagree	Strongly Disagree	Don't Know	Total Responses
(a)	Teachers set high learning standards for my student.	76	108	13	8	8	213
		36%	51%	6%	4%	4%	
(b)	Teachers clearly explain learning standards and expectations to my student.	67	102	19	8	17	213
		31%	48%	9%	4%	8%	
(c)	My student is being prepared to do well in the next grade level or after graduation.	66	96	29	9	13	213
		31%	45%	14%	4%	6%	
(d)	My student is receiving effective instruction for his or her abilities.	63	96	29	13	11	212
		30%	45%	14%	6%	5%	
(e)	Teachers give timely and helpful feedback on my student's schoolwork.	62	87	34	23	7	213
		29%	41%	16%	11%	3%	
(f)	Teachers give me useful information about how to help my student do well in school.	52	89	46	20	6	213
		24%	42%	22%	9%	3%	
(g)	Classroom activities keep my student interested in learning.	63	110	20	9	11	213
		30%	52%	9%	4%	5%	
(h)	Students are academically challenged by their schoolwork.	60	114	16	11	12	213
		28%	54%	8%	5%	6%	
(i)	Teachers successfully show students how lessons relate to life outside of school.	49	75	27	8	54	213
		23%	35%	13%	4%	25%	

Lamar Consolidated ISD
22-23 Climate Survey for Parents/Guardians

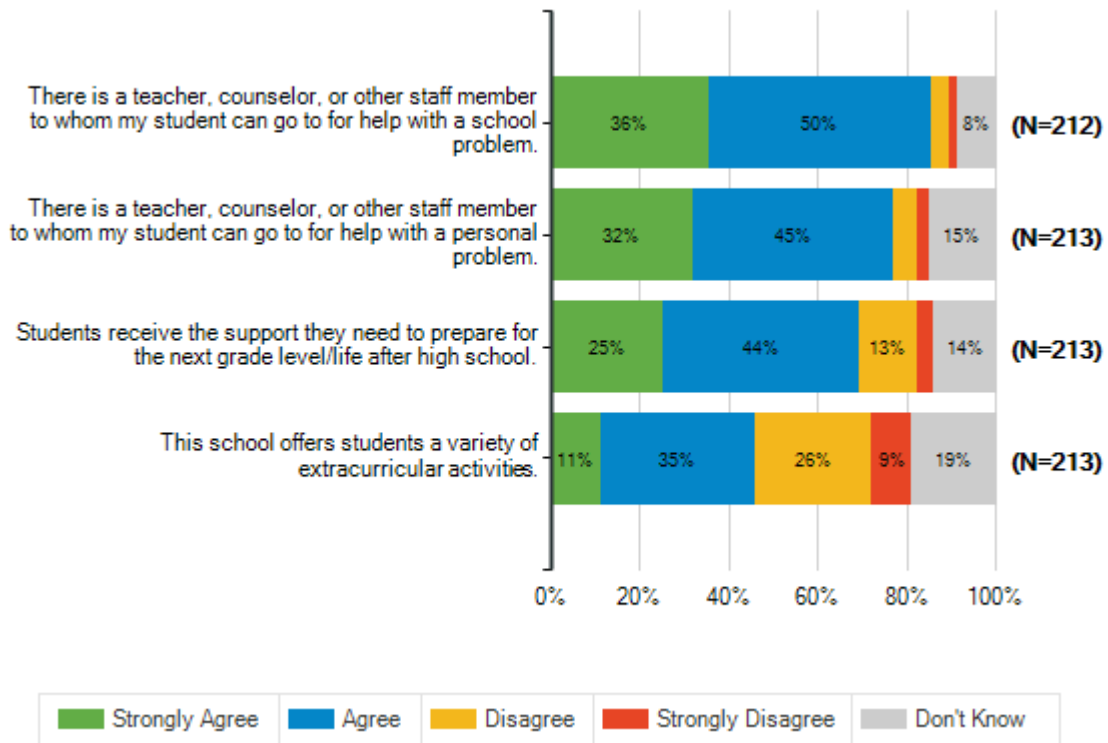


Lamar Consolidated ISD
22-23 Climate Survey for Parents/Guardians

How strongly do you agree or disagree with each of the following statements?

Below are statements about the support students receive at school. As you respond, please think about your experiences this school year.

		Strongly Agree	Agree	Disagree	Strongly Disagree	Don't Know	Total Responses
(a)	There is a teacher, counselor, or other staff member to whom my student can go to for help with a school problem.	76	105	9	4	18	212
		36%	50%	4%	2%	8%	
(b)	There is a teacher, counselor, or other staff member to whom my student can go to for help with a personal problem.	68	96	11	6	32	213
		32%	45%	5%	3%	15%	
(c)	Students receive the support they need to prepare for the next grade level/life after high school.	54	94	27	8	30	213
		25%	44%	13%	4%	14%	
(d)	This school offers students a variety of extracurricular activities.	24	74	55	20	40	213
		11%	35%	26%	9%	19%	

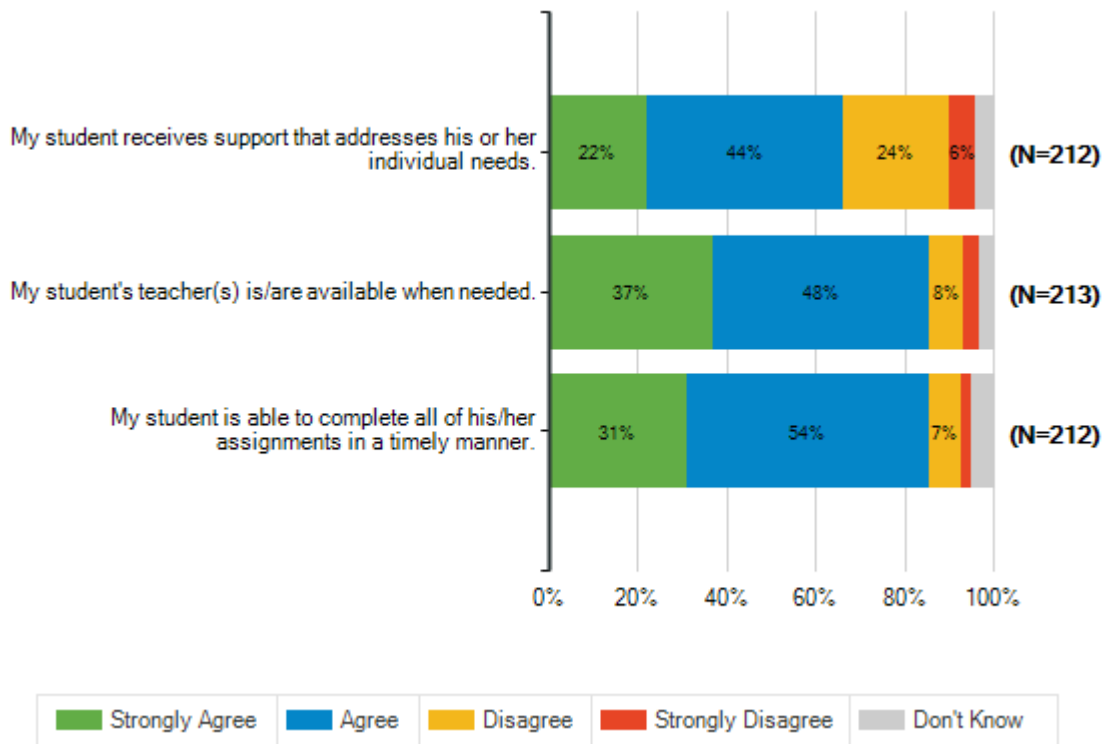


Lamar Consolidated ISD
22-23 Climate Survey for Parents/Guardians

How strongly do you agree or disagree with each of the following statements?

Below are statements about the support students receive at school. As you respond, please think about your experiences this school year.

		Strongly Agree	Agree	Disagree	Strongly Disagree	Don't Know	Total Responses
(a)	My student receives support that addresses his or her individual needs.	47	93	51	12	9	212
		22%	44%	24%	6%	4%	
(b)	My student's teacher(s) is/are available when needed.	79	103	16	8	7	213
		37%	48%	8%	4%	3%	
(c)	My student is able to complete all of his/her assignments in a timely manner.	66	115	15	5	11	212
		31%	54%	7%	2%	5%	

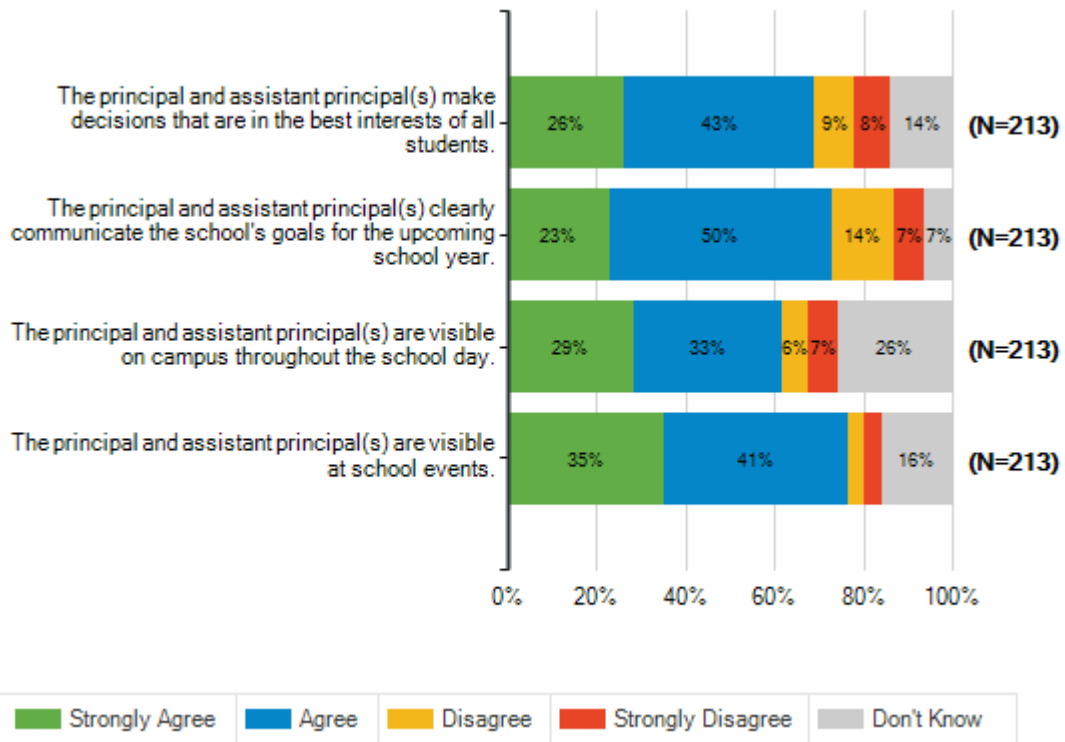


Lamar Consolidated ISD
22-23 Climate Survey for Parents/Guardians

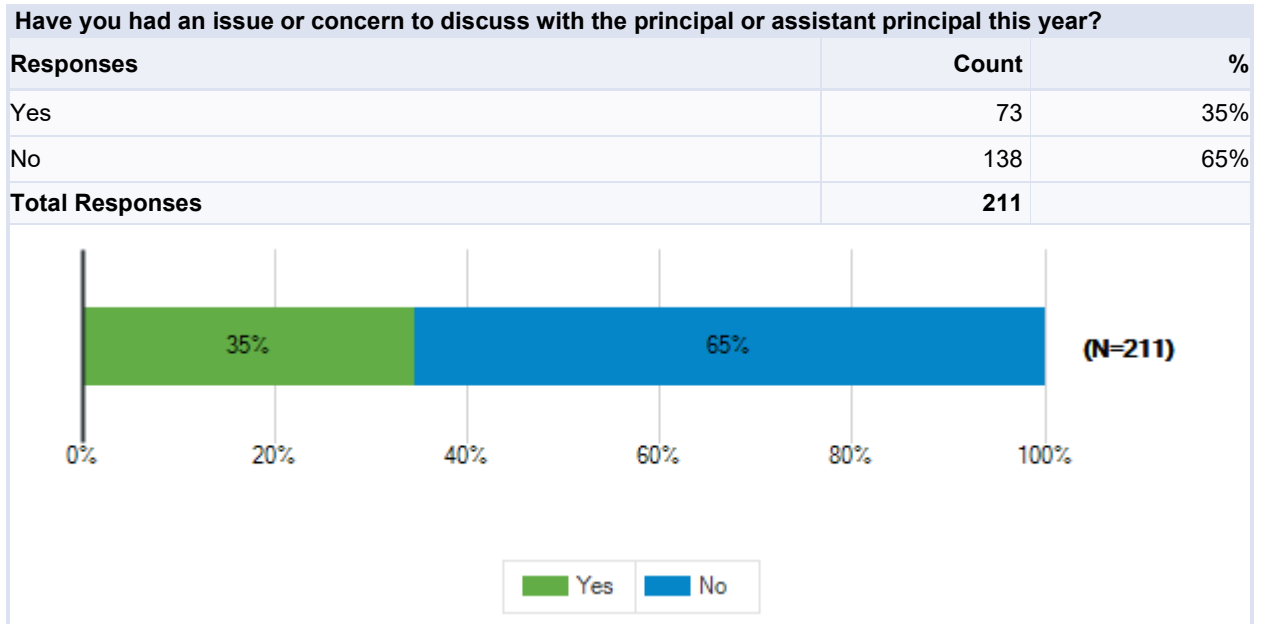
How strongly do you agree or disagree with each of the following statements?

Below are statements related to the principal and assistant principals. As you respond, please think about your experiences this school year.

		Strongly Agree	Agree	Disagree	Strongly Disagree	Don't Know	Total Responses
(a)	The principal and assistant principal(s) make decisions that are in the best interests of all students.	56	91	19	17	30	213
		26%	43%	9%	8%	14%	
(b)	The principal and assistant principal(s) clearly communicate the school's goals for the upcoming school year.	49	106	30	14	14	213
		23%	50%	14%	7%	7%	
(c)	The principal and assistant principal(s) are visible on campus throughout the school day.	61	70	13	14	55	213
		29%	33%	6%	7%	26%	
(d)	The principal and assistant principal(s) are visible at school events.	75	88	8	8	34	213
		35%	41%	4%	4%	16%	

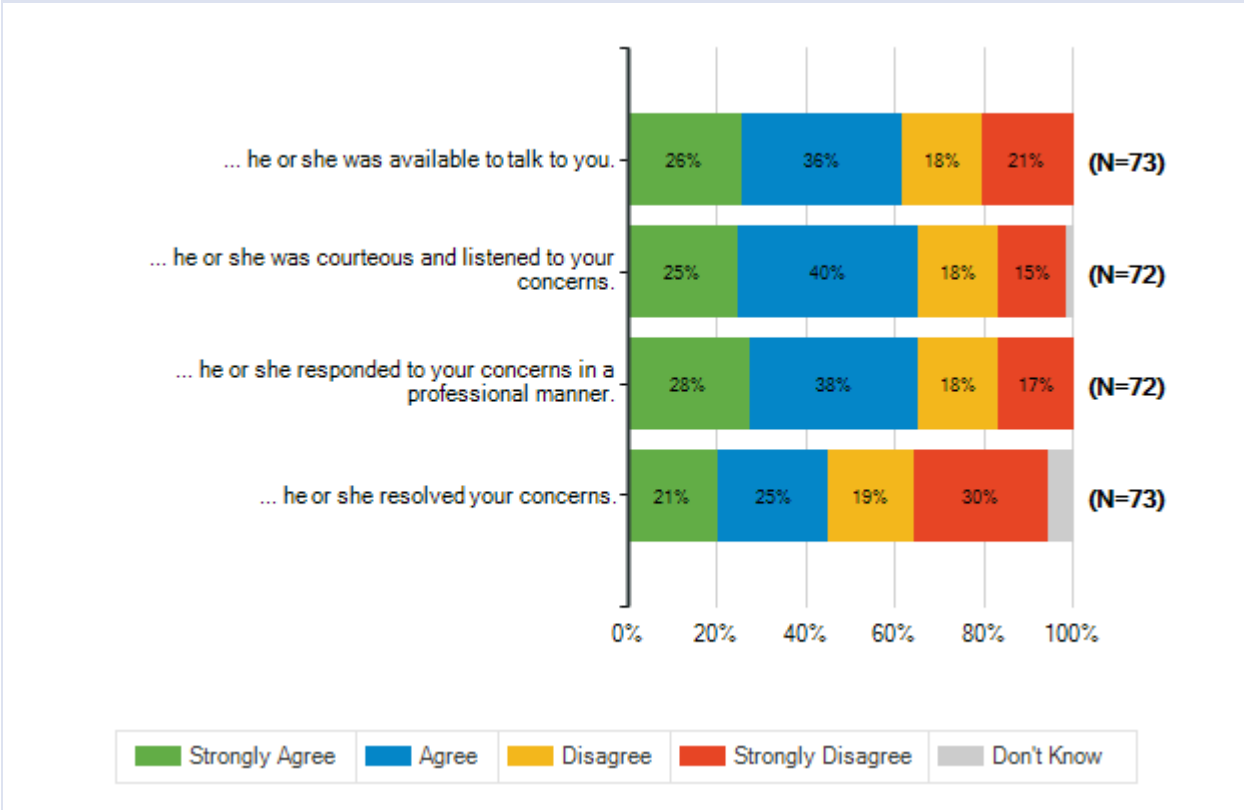


Lamar Consolidated ISD
22-23 Climate Survey for Parents/Guardians



Lamar Consolidated ISD
22-23 Climate Survey for Parents/Guardians

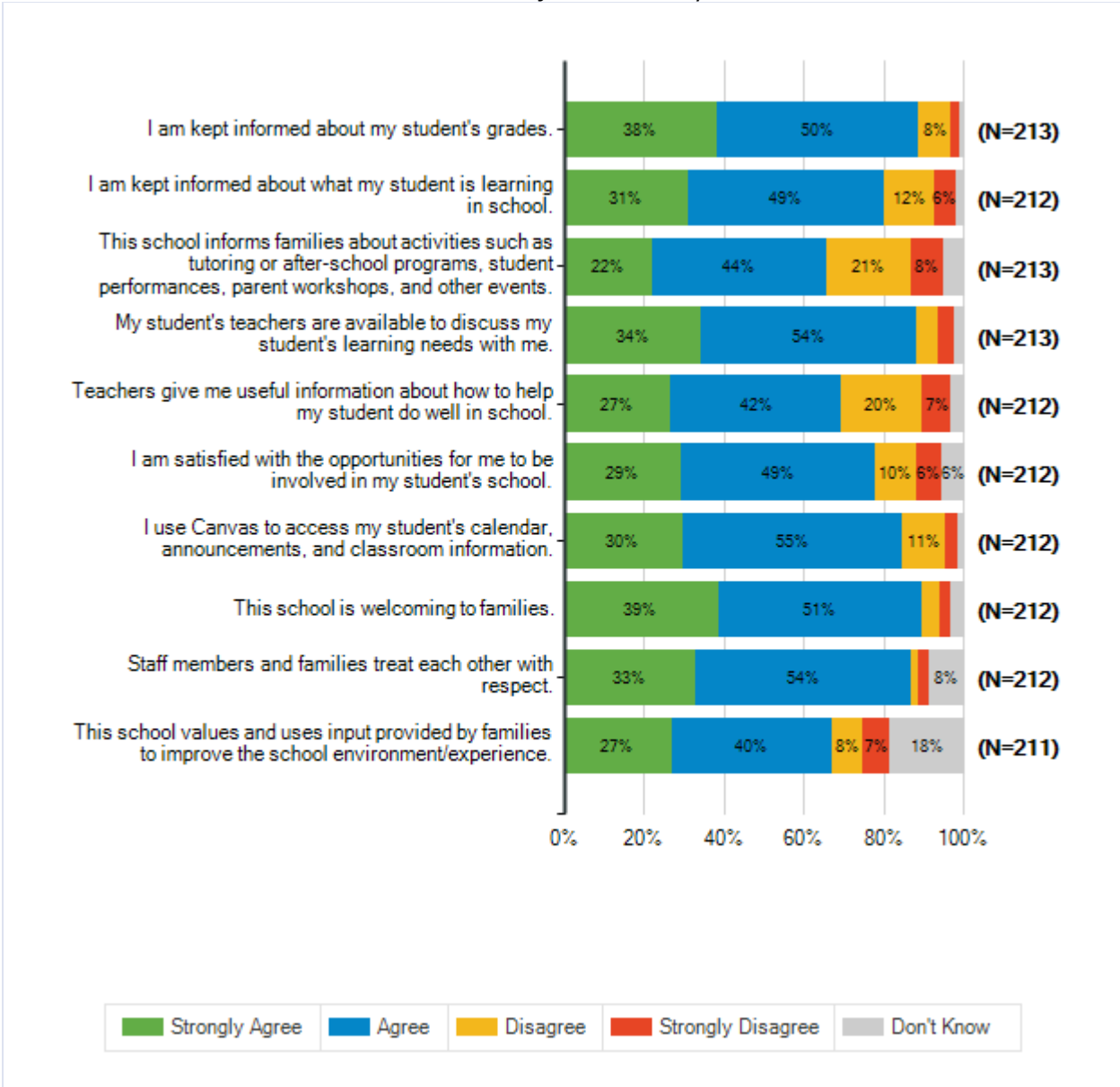
When you have had an issue or concern to discuss with a school administrator...							
		Strongly Agree	Agree	Disagree	Strongly Disagree	Don't Know	Total Responses
(a)	... he or she was available to talk to you.	19	26	13	15	0	73
		26%	36%	18%	21%	0%	
(b)	... he or she was courteous and listened to your concerns.	18	29	13	11	1	72
		25%	40%	18%	15%	1%	
(c)	... he or she responded to your concerns in a professional manner.	20	27	13	12	0	72
		28%	38%	18%	17%	0%	
(d)	... he or she resolved your concerns.	15	18	14	22	4	73
		21%	25%	19%	30%	5%	



Lamar Consolidated ISD
22-23 Climate Survey for Parents/Guardians

How strongly do you agree or disagree with each of the following statements?							
Below are statements about the relationship between you and your student's school. As you respond, please think about your experiences this school year.							
		Strongly Agree	Agree	Disagree	Strongly Disagree	Don't Know	Total Responses
(a)	I am kept informed about my student's grades.	82	107	17	5	2	213
		38%	50%	8%	2%	1%	
(b)	I am kept informed about what my student is learning in school.	66	104	26	12	4	212
		31%	49%	12%	6%	2%	
(c)	This school informs families about activities such as tutoring or after-school programs, student performances, parent workshops, and other events.	47	93	45	17	11	213
		22%	44%	21%	8%	5%	
(d)	My student's teachers are available to discuss my student's learning needs with me.	73	115	11	9	5	213
		34%	54%	5%	4%	2%	
(e)	Teachers give me useful information about how to help my student do well in school.	57	90	43	15	7	212
		27%	42%	20%	7%	3%	
(f)	I am satisfied with the opportunities for me to be involved in my student's school.	62	103	22	13	12	212
		29%	49%	10%	6%	6%	
(g)	I use Canvas to access my student's calendar, announcements, and classroom information.	63	116	23	7	3	212
		30%	55%	11%	3%	1%	
(h)	This school is welcoming to families.	82	108	9	6	7	212
		39%	51%	4%	3%	3%	
(i)	Staff members and families treat each other with respect.	70	114	4	6	18	212
		33%	54%	2%	3%	8%	
(j)	This school values and uses input provided by families to improve the school environment/experience.	57	85	16	14	39	211
		27%	40%	8%	7%	18%	

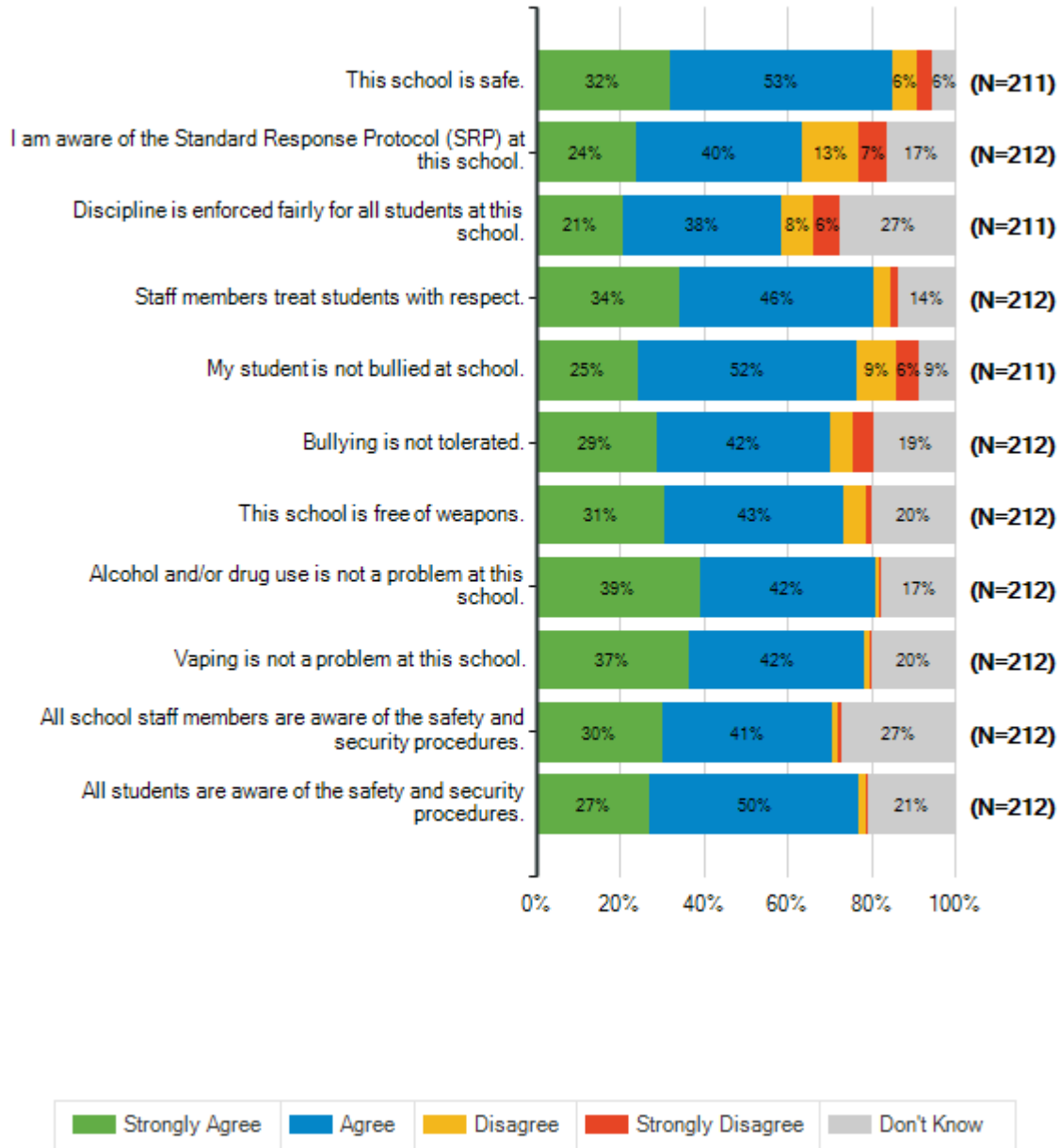
Lamar Consolidated ISD
22-23 Climate Survey for Parents/Guardians



Lamar Consolidated ISD
22-23 Climate Survey for Parents/Guardians

How strongly do you agree or disagree with each of the following statements?							
Below are statements related to safety and behavior. As you respond, please think about your experiences this school year.							
		Strongly Agree	Agree	Disagree	Strongly Disagree	Don't Know	Total Responses
(a)	This school is safe.	68	111	13	7	12	211
		32%	53%	6%	3%	6%	
(b)	I am aware of the Standard Response Protocol (SRP) at this school.	51	84	28	14	35	212
		24%	40%	13%	7%	17%	
(c)	Discipline is enforced fairly for all students at this school.	44	80	16	13	58	211
		21%	38%	8%	6%	27%	
(d)	Staff members treat students with respect.	73	98	8	4	29	212
		34%	46%	4%	2%	14%	
(e)	My student is not bullied at school.	52	109	20	12	18	211
		25%	52%	9%	6%	9%	
(f)	Bullying is not tolerated.	61	88	11	11	41	212
		29%	42%	5%	5%	19%	
(g)	This school is free of weapons.	65	91	11	3	42	212
		31%	43%	5%	1%	20%	
(h)	Alcohol and/or drug use is not a problem at this school.	83	89	2	1	37	212
		39%	42%	1%	0%	17%	
(i)	Vaping is not a problem at this school.	78	88	3	1	42	212
		37%	42%	1%	0%	20%	
(j)	All school staff members are aware of the safety and security procedures.	64	86	3	2	57	212
		30%	41%	1%	1%	27%	
(k)	All students are aware of the safety and security procedures.	58	105	4	1	44	212
		27%	50%	2%	0%	21%	

Lamar Consolidated ISD
22-23 Climate Survey for Parents/Guardians

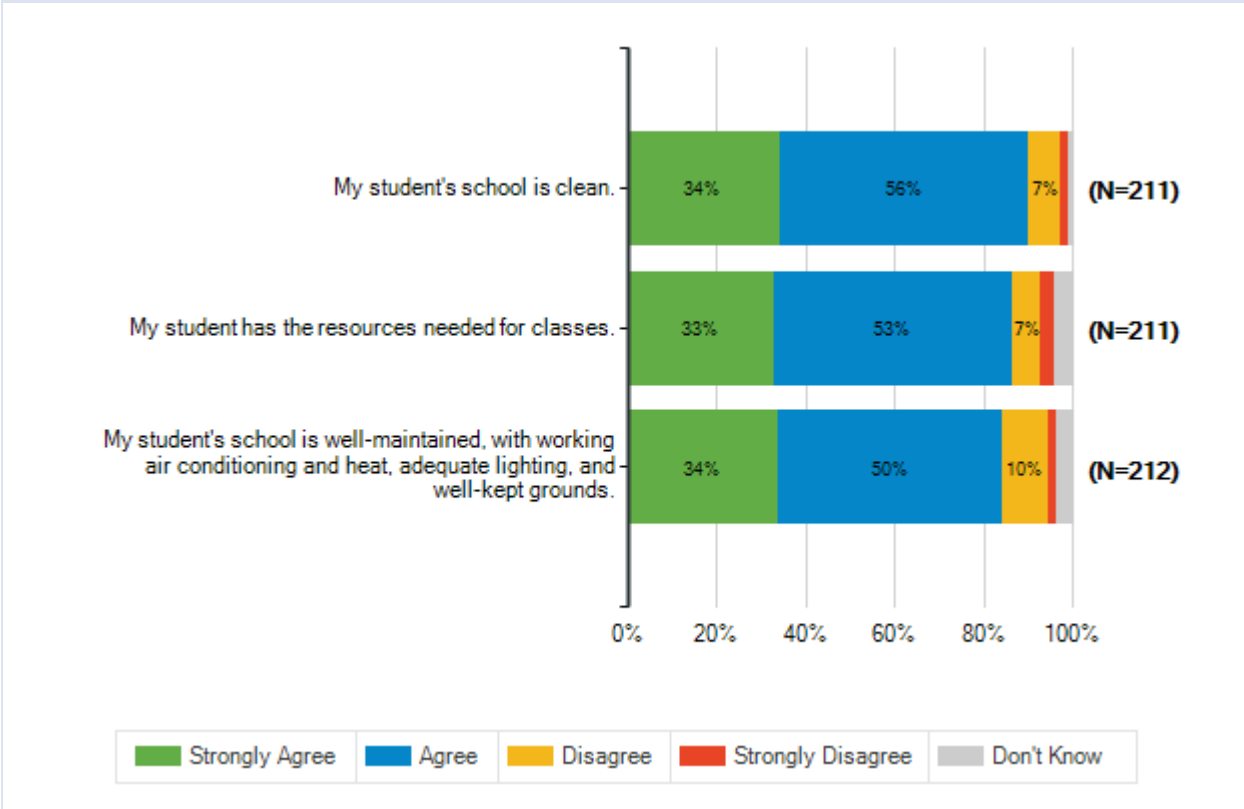


Lamar Consolidated ISD
22-23 Climate Survey for Parents/Guardians

How strongly do you agree or disagree with each of the following statements?

Below are statements related to how the school is managed. As you respond, please think about your experiences this school year.

		Strongly Agree	Agree	Disagree	Strongly Disagree	Don't Know	Total Responses
(a)	My student's school is clean.	72	118	15	4	2	211
		34%	56%	7%	2%	1%	
(b)	My student has the resources needed for classes.	70	112	14	6	9	211
		33%	53%	7%	3%	4%	
(c)	My student's school is well-maintained, with working air conditioning and heat, adequate lighting, and well-kept grounds.	72	106	22	4	8	212
		34%	50%	10%	2%	4%	

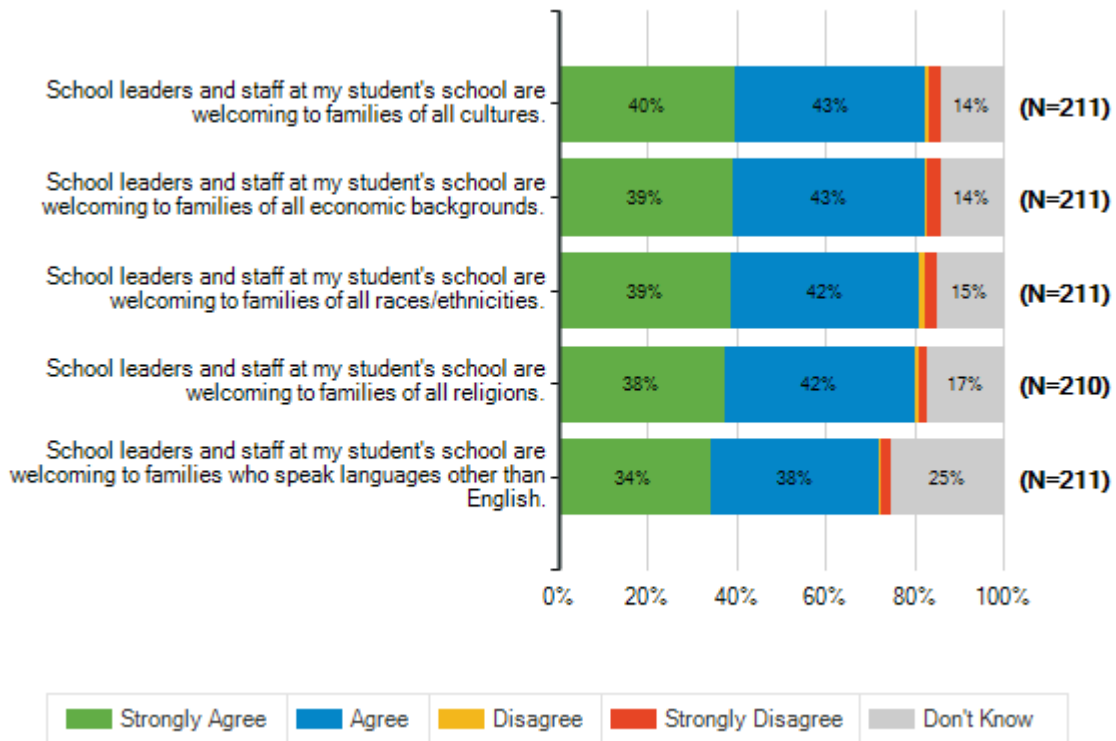


Lamar Consolidated ISD
22-23 Climate Survey for Parents/Guardians

Culture and Climate Thinking about Huggins Elementary , how strongly do you agree or disagree with each of the following statements?

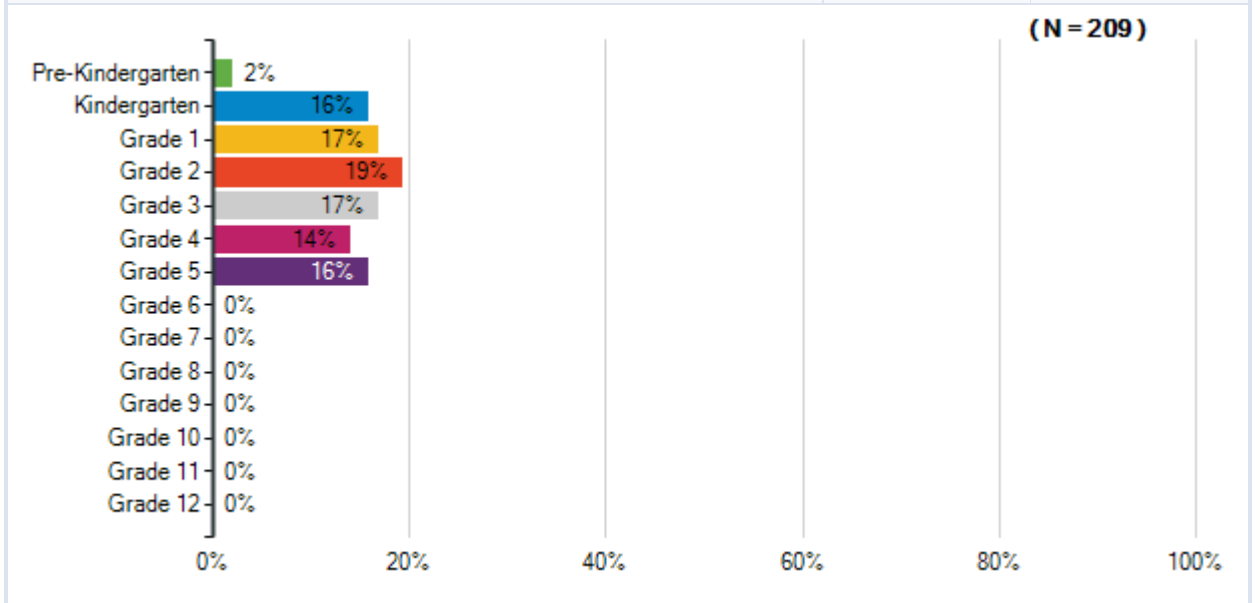
Culture and Climate Thinking about Huggins Elementary , how strongly do you agree or disagree with each of the following statements?

		Strongly Agree	Agree	Disagree	Strongly Disagree	Don't Know	Total Responses
(a)	School leaders and staff at my student's school are welcoming to families of all cultures.	84	90	2	5	30	211
		40%	43%	1%	2%	14%	
(b)	School leaders and staff at my student's school are welcoming to families of all economic backgrounds.	83	91	1	6	30	211
		39%	43%	0%	3%	14%	
(c)	School leaders and staff at my student's school are welcoming to families of all races/ethnicities.	82	89	3	5	32	211
		39%	42%	1%	2%	15%	
(d)	School leaders and staff at my student's school are welcoming to families of all religions.	79	89	2	4	36	210
		38%	42%	1%	2%	17%	
(e)	School leaders and staff at my student's school are welcoming to families who speak languages other than English.	72	80	1	5	53	211
		34%	38%	0%	2%	25%	



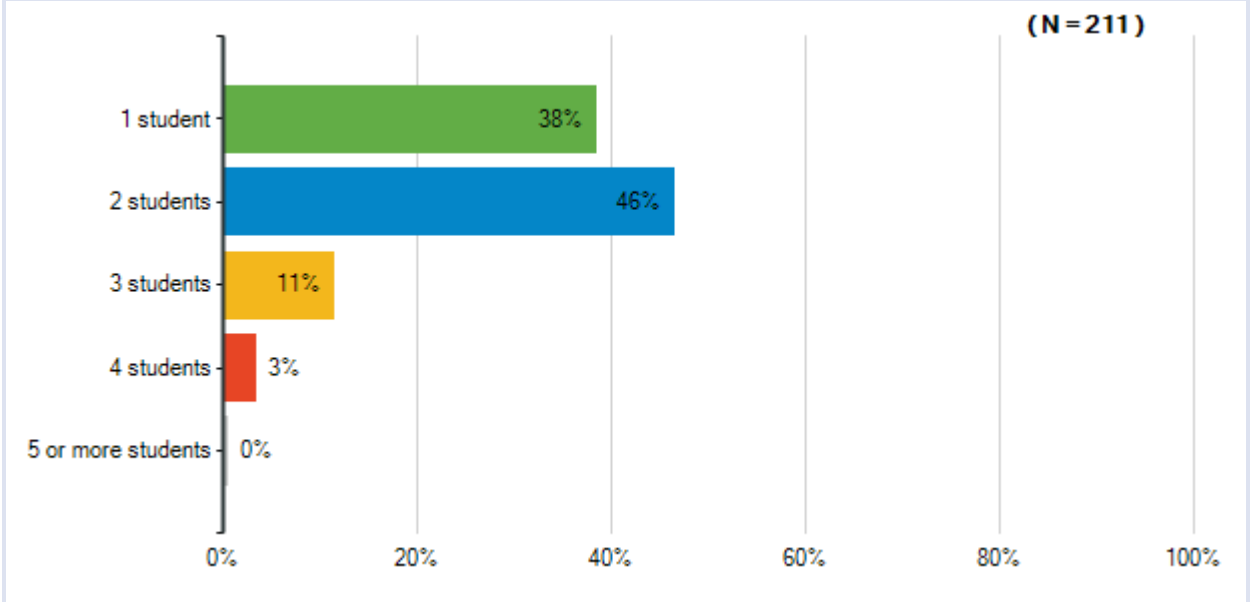
Lamar Consolidated ISD
22-23 Climate Survey for Parents/Guardians

What grade is your student enrolled in at this school?		
Responses	Count	%
Pre-Kindergarten	4	2%
Kindergarten	33	16%
Grade 1	35	17%
Grade 2	40	19%
Grade 3	35	17%
Grade 4	29	14%
Grade 5	33	16%
Grade 6	0	0%
Grade 7	0	0%
Grade 8	0	0%
Grade 9	0	0%
Grade 10	0	0%
Grade 11	0	0%
Grade 12	0	0%
Total Responses	209	



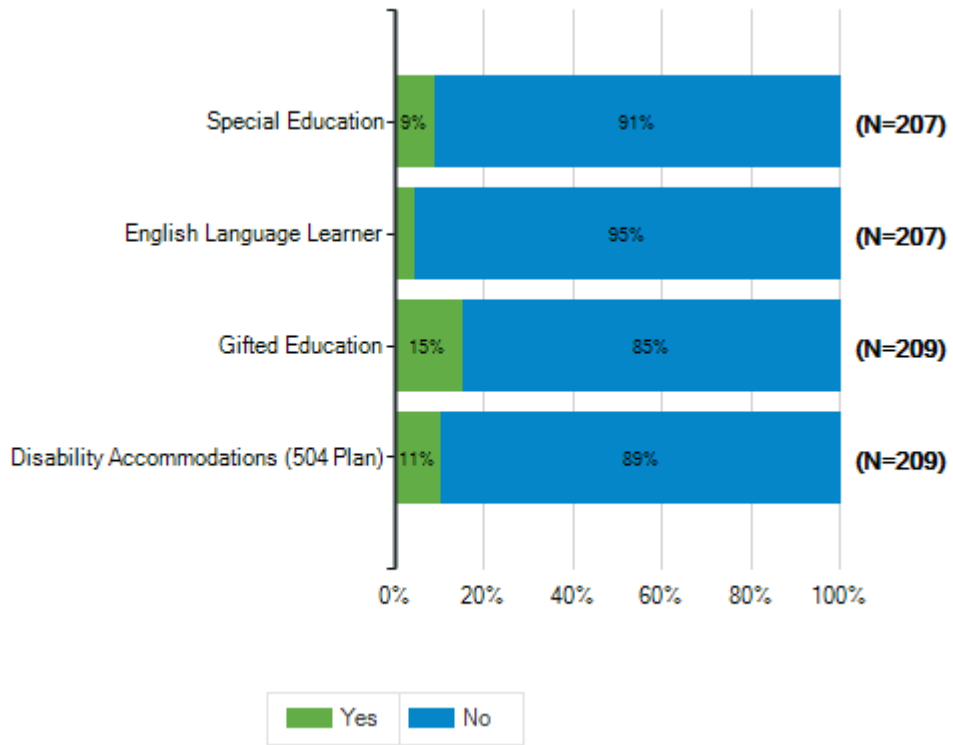
Lamar Consolidated ISD
22-23 Climate Survey for Parents/Guardians

How many of your students attend a district school?		
Responses	Count	%
1 student	81	38%
2 students	98	46%
3 students	24	11%
4 students	7	3%
5 or more students	1	0%
Total Responses	211	



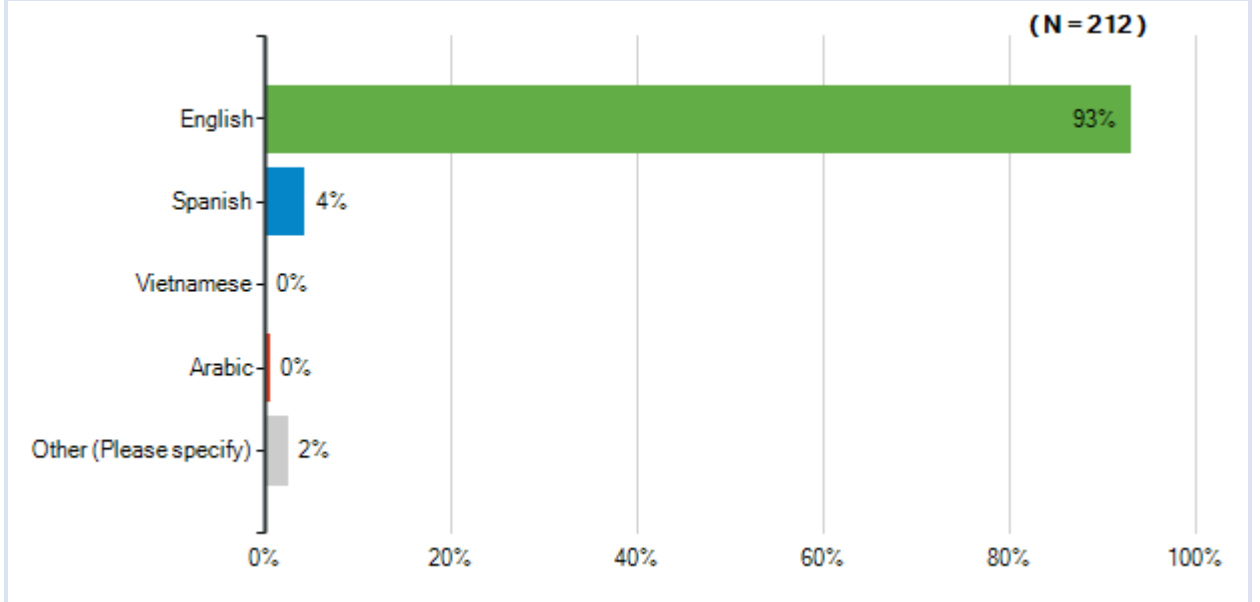
Lamar Consolidated ISD
22-23 Climate Survey for Parents/Guardians

 				
Does your student receive any of the following services at this school?				
		Yes	No	Total Responses
(a) Special Education		19	188	207
		9%	91%	
(b) English Language Learner		10	197	207
		5%	95%	
(c) Gifted Education		32	177	209
		15%	85%	
(d) Disability Accommodations (504 Plan)		22	187	209
		11%	89%	



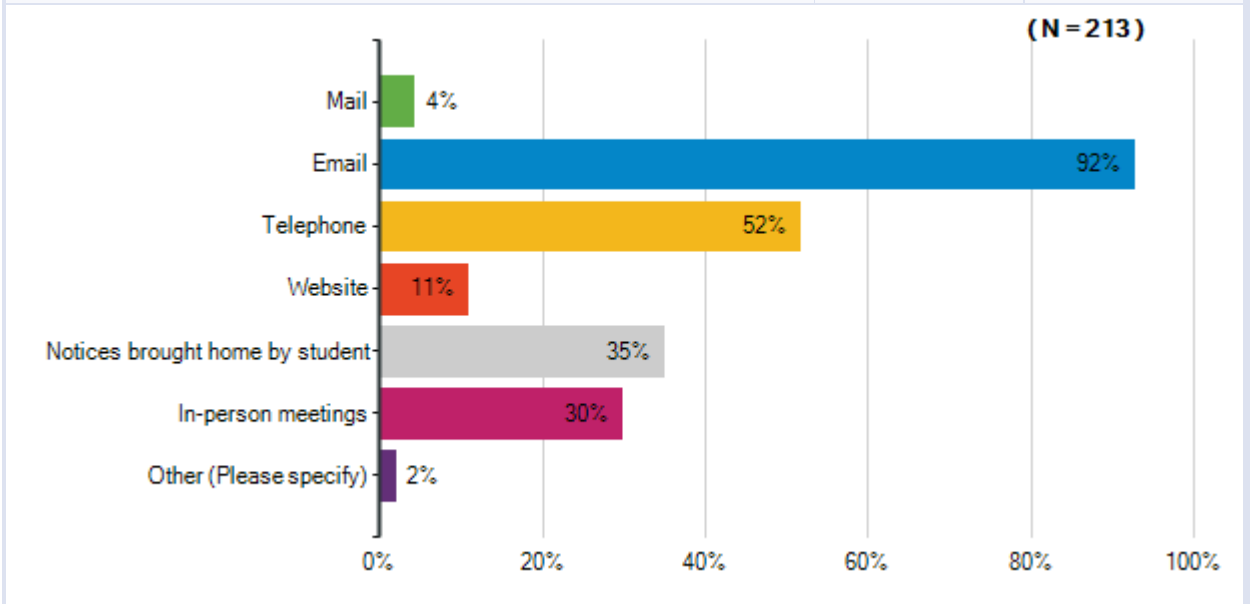
Lamar Consolidated ISD
 22-23 Climate Survey for Parents/Guardians

What language do you speak most often at home?		
Responses	Count	%
English	197	93%
Spanish	9	4%
Vietnamese	0	0%
Arabic	1	0%
Other (Please specify)	5	2%
Total Responses	212	



Lamar Consolidated ISD
22-23 Climate Survey for Parents/Guardians

What are the best ways for the school to communicate with you about your student's education?		
Responses	Count	%
Mail	9	4%
Email	197	92%
Telephone	110	52%
Website	23	11%
Notices brought home by student	74	35%
In-person meetings	63	30%
Other (Please specify)	4	2%
Total Unique Responses	213	
Total Responses	480	



Note: Multiple answers per participant possible. Percentages added may exceed 100 since a participant may select more than one answer for this question.

Lamar Consolidated ISD
22-23 Climate Survey for Parents/Guardians

How did you learn about this survey?		
Responses	Count	%
Email	189	89%
District All-Call system (Skylert)	0	0%
District website	3	1%
Facebook	1	0%
Twitter	0	0%
Notice brought home by student	15	7%
From another parent	5	2%
From a District employee	0	0%
Local news media (TV, radio, newspaper, website)	0	0%
Other (Please specify)	0	0%
Total Responses	213	

